



Second Grade Learning Menu

Our Suggested Daily Schedule



MONDAY 5/18

<p>Reading</p>	<p>Listen to Imagine read by Ms. Powers</p> <hr/> <p>Please go to Science to see your reading assignment. This week we will be reading about animals and their habitats.</p>
<p>Phonics</p>	<p>Parent Letter and Foundations Home Support Letter</p> <ul style="list-style-type: none">• Watch Ms. Godfroy's lesson: Video: Overview & Sound Cards ai & ay• Play: Whack a Mole Game• Complete the ai/ay worksheet: .Whack a Mole Printable
<p>Writing</p>  <p>Science Writing</p>	<p>Please go to Science to see your writing assignment called "Habitats and Animals"</p>
<p>Math</p>  <p>(SeeSaw)</p>	<ul style="list-style-type: none">• Learn about non-standard measurement in this Brain Pop video• Go to seesaw and complete Measuring in non-standard measurement OR complete this Measuring in non-standard measurement worksheet• IXL.com<ul style="list-style-type: none">• IXL Math: At the top right of the log-in page, you will see our new teacher recommendations.. You may choose which topic to work on today. Please work for 20 minutes. Once you have completed Mastery at 90 points, you may choose a different topic.

	<p>Wyner usernames: Usernames</p> <p>Rice Usernames: Usernames</p> <p>Powers: Usernames</p> <p>*The password for everyone is your 4 digit student ID number</p>
	<p>Bonus activity: Complete Polygon Pieces</p> <p>In this activity, you will be asked to arrange the pieces on the grid to make a parallelogram. Then, rearrange the pieces to make a right-angled triangle.</p>
<p>Science</p>	<p>Video: What is a habitat?</p> <p>FOSSweb Student Sign In</p> <p>Reading</p> <ul style="list-style-type: none"> • Media Library - eBook <p>Read or listen to Chapter 1 - Plants and Animals in Their Habitats (P. 3-17). (Reading Assignment)</p> <ul style="list-style-type: none"> • Online Activities - Habitat Gallery (Reading Assignment) Explore the gallery. Choose 3 habitats you found interesting. <p>Writing</p> <p>List 3 of the animals that live there.</p> <p>Habitats and Animals (Writing Assignment)</p> <hr/> <p>Additional Resources</p> <p>National Geographic Habitats</p> <p>Explore photos of habitats around the world and the plants and animals that live there.</p>



TUESDAY, 5/19

<p>Reading</p>	<p>Listen to The Good Egg read by Mrs. Wyner</p> <hr/> <p>Please go to Science to see your reading assignment.</p>
----------------	---

<p>Phonics</p> 	<ul style="list-style-type: none"> ● Watch Ms. Sontag’s lesson: Video Lesson Making Words ai, ay ● Complete the word sort on seesaw ● Complete the word sort: Short and Long A Sort...Click the link to “make a copy” so student can manipulate sort
<p>Writing</p>  <p>Science Writing</p>	<p>Please go to Science to see your writing assignment.</p>
<p>Math</p>	<p>IXL: Please continue working on the topics from yesterday until you get to 90 points and then move on to the next topic. Only work for 20 minutes</p> <hr/> <p>Go to SeeSaw and complete “Find It”. OR Checkout this slide show about measuring in inches and complete this Find It activity.</p> <hr/> <p>Bonus:Tangram Table For this bonus activity,you will use pieces of a tangram puzzle to make the basic shapes.</p>
<p>Science</p>	<p>FOSSweb Student Sign In</p> <ul style="list-style-type: none"> ● Online Activities Where Does It Live? <p style="text-align: center;"><u>Science Reading and Writing:</u></p> <p>1) Yesterday, you explored different habitats and the animals that live there using the FOSS “Habitat Gallery.” Today, you will choose an animal that you are interested in studying. Read to find out more about the animal you chose.</p> <ul style="list-style-type: none"> ● Here are some research resources you can use. You can choose a resource or resources that work best or you. <p>Research Resources:</p> <ul style="list-style-type: none"> ● FOSSweb Student Sign In - Habitat Gallery. ● Abdo Zoom (Click on the link. Then click on animals.) ● PebbleGo (Click Animals).

	<ul style="list-style-type: none"> Epic Collection Animals (First, click on the link. Click “Students” at the top of the page. Enter the <i>class code</i> - lix6548. Click “Guest Student.”) <p>2) Use the Animal Graphic Organizer to write about what you have learned. Remember to use complete sentences and your neatest writing.</p>
	<p>Hands On Science: What lives near you? Ask an adult to help you find a space outside where you can observe an animal that lives near you. Record how the animal gets its needs met using the Animal Observation sheet.</p>



WEDNESDAY, 5/20

Reading	<p>Please go to Science to see your reading assignment.</p> <p style="color: red;">Listen to Born To Be A Butterfly read by Ms. Rice</p>
Phonics	<ul style="list-style-type: none"> Watch Ms. Socha’s lesson: Video Lesson: Trick words (you will need paper and a writing utensil for this lesson) Practice this week’s trick words - add them to your word wall: Trick Words Play Trick Word Bean Bag Toss Complete the “ai word search” on seesaw OR complete this wordsearch
Writing 	<p>Please go to Science to see your writing assignment.</p>
Math 	<p>IXL: Please continue working on the topics from Monday and Tuesday until you get to 90 points and then move on to a new topic.</p> <p>Go to Seesaw and complete “Measuring Around My House” OR complete this Measuring Around My House worksheet.</p>

	<p>Bonus: Building Blocks</p> <p>In this bonus activity, you will be asked to fill the figure with the given shapes. Think carefully, because once you place a shape, you cannot move it.</p>
Science	<p>FOSSweb Student Sign In</p> <ul style="list-style-type: none"> ● Online Activities What Doesn't Belong <p style="text-align: center;"><u>Science Reading and Writing</u></p> <p>1) Choose another animal to research.</p> <ul style="list-style-type: none"> ● Here are some research resources you can use. You can choose a resource or resources that work best or you. <p>Research Resources: You can choose a resource or resources that work best or you.</p> <ul style="list-style-type: none"> ● FOSSweb Student Sign In - Habitat Gallery. ● Abdo Zoom (Click on the link. Then click on animals.) ● PebbleGo (Click Animals). ● Epic Collection: Animals (First, click on the link. Click "Students" at the top of the page. Enter the <i>class code</i> - lix6548. Click "Guest Student.") <hr/> <p>Hands On Science: What lives near you? Ask an adult to help you find a space outside where you can observe <i>another</i> animal that lives near you. Record how the animal gets its needs met using the Animal Observation sheet.</p>



THURSDAY, 5/21

Reading	<p><u>Reading Choice: Please work for 20 minutes</u></p> <p>Read a book of your choice Work on Lexia Use Raz- Kidz TumbleBooks</p>
---------	---

Phonics	<ul style="list-style-type: none"> ● Watch and complete Ms. Sontag’s lesson: Video Dictation Lesson Double Vowel ai, ay ● Refer to: <ul style="list-style-type: none"> ○ Foundations Syllable Type Marking Reference Sheet ○ Foundations Dictation Paper ○ Corrected Dictation Example ● Complete the read write mark worksheet: Read, Write, Mark Worksheet
Writing 	<ul style="list-style-type: none"> ● Read Tiger Wants to Play ● Answer the comprehension questions
Math	Go to Seesaw and complete “Measuring Heights and Comparing Measurements ” or complete this worksheet
Social Studies 	Last week we learned about needs and wants . People use money to buy things that they need and want. Today our goal is to learn about goods and services . Watch BrainPop Jr. Goods & Services Username: loker_School Password: loker1 Complete Goods and Services OR Go to Seesaw and complete “Goods and Services.

FRIDAY, 5/22

Reading	<u>Reading Choice: Please work for 20 minutes</u> Read a book of your choice Work on Lexia Use Raz- Kidz TumbleBooks
Phonics	<ul style="list-style-type: none"> ● Play: ai/ay word sort ● Complete this worksheet: Which Vowel Team? ● On seesaw complete the spelling activity
Writing	Go to SeeSaw and complete the activity “My Weekly Reflection”. OR Complete this weekly reflection

	Complete this weekly reflection
Math	Complete Measuring With A Ruler
Social Studies 	Complete Goods and Services - Puppy OR Go to Seesaw and complete “Goods and Services for a Puppy”

Also....

Choose which “special” you would like to go to each day!

Library	<u>Loker School Library</u>
Art	<u>Ms. Dempsey's website</u>
P.E.	<u>Mr. O'Connor's PE website</u>
Music	<u>Ms. Davis' Music Website</u>
Technology	<u>Technology Lessons</u>

If you would like to follow your class “specialist schedule”, here is a reminder..

	Powers	O'Donnell/Rice	Wyner
Monday	Library	Technology	Library
Tuesday	Art	Music	P.E.
Wednesday	P.E.	Library	Music

Thursday	Music	Art	Art
Friday	Technology	P.E.	Technology

