


Second Grade Learning Menu


Our Suggested Daily Schedule

MONDAY 5/25 No School- Memorial Day

Reading	
Phonics	
Writing	
Math	
Science	



TUESDAY, 5/26

Reading	Listen to The Word Collector , read by Mrs. Wyner
	Please go to Science to see your reading assignment.
Phonics 	<ul style="list-style-type: none">● Parent Letter and Foundations Home Support Letter● Watch Ms. Gofroy's lesson: Video: Overview & Sound Cards ee, ea, & ey● Complete the word sort: Short and Long e Sort● On SeeSaw complete the ee, ea word sort

<p>Writing</p>  <p>Science Writing</p>	<p>Please go to Science to see your writing assignment.</p>
<p>Math</p>	<p>IXL: Please continue working on the topics from yesterday until you get to 90 points and then move on to the next topic. Only work for 20 minutes</p> <p>Go to <u>SeeSaw</u> and Estimating and Measuring Length OR Complete this Estimating and Measuring Objects In Your Home activity</p>
<p>Science</p>	<p style="text-align: center;"><u>Science Reading and Writing</u></p> <p>Habitat: A habitat is a place where plants and animals live.</p> <p>1. Last week, you learned about different animals and discovered the habitats in which they live. Today, you'll choose a habitat you're interested in and read to learn more about it.</p> <p>Habitats: rain forest, desert, tundra, grasslands, pond, ocean, wetlands, temperate forests</p> <ul style="list-style-type: none"> ● Here are some research resources you can use. You can choose a resource or resources that work best or you. <p>Research Resources:</p> <ul style="list-style-type: none"> ● PebbleGo (search Animal Habitats). ● DK Findout - Habitats of Animals ● EPIC Collection Habitats (First, click on the link. Click "Students" at the top of the page. Enter the <i>class code</i> - lix6548. Click "Guest Student.") <p>2) Use the Habitat Research page to write about what you have learned. (The habitat research page has been updated to include the check list)</p> <p style="text-align: center;">*Please use the checklist to make sure that your work is complete*</p>

	<p>FOSSweb Student Sign In</p> <ul style="list-style-type: none"> ● Media Library - Streaming Videos Watch - All about Water Ecosystems - Chapters 4-6 <p>Hands On Science: What lives near you? Continue to observe the animals that live near you. Record how the animal gets its needs met using the Animal Observation sheet.</p> <p>Bonus: Take a Virtual Trip to the San Diego Zoo</p>
--	---

WEDNESDAY, 5/27

Reading	Please go to Science to see your reading assignment.
	Listen to Oh The Things You Can Think read by Ms. Rice.
Phonics	<ul style="list-style-type: none"> ● Watch Ms. Sontag's lesson: Video Lesson Making Words ee, ea, ey ● Complete the "ee, ey" activity on SeeSaw ● Complete Match and Mark Activity
Writing 	Please go to Science to see your writing assignment.
Math 	<p>IXL: Please continue working on the topics from Monday and Tuesday until you get to 90 points and then move on to a new topic.</p> <p>Go to Seesaw and listen to Ms. Knox read How Big Is a Foot. Then, complete "How Big Is A Foot? Scavenger Hunt". OR listen to How Big Is A Foot? Read by Ms. Knox and complete this" How Big Is A Foot?" scavenger hunt.</p>
Science	Science Reading and Writing

1. Choose another habitat you're interested in and read to learn more about it.

Habitats: rain forest, desert, tundra, grasslands, pond, ocean, wetlands, temperate forests

- **Here are some research resources you can use. You can choose a resource or resources that work best or you.**

Research Resources:

- [PebbleGo](#) (search Animal Habitats).
- [DK Findout](#)
- EPIC Collection [Habitats](#) (First, click on the link. Click "Students" at the top of the page. Enter the *class code* - **lix6548**. Click "Guest Student.")

2) Use the [Habitat Research](#) page to write about what you have learned.

Remember to use complete sentences and your neatest writing.

PBS [Biodiversity Bingo Video](#)

Students explore a park to discover how many different plants and animals live there.

Related outside activity

[PBS Biodiversity Bingo Game Board](#)

Play *Biodiversity Bingo* at home to find out how many different plants and animals you can find.

THURSDAY, 5/28

Reading

Reading Choice: Please work for 20 minutes



Read a book of your choice

Work on Lexia


Use Raz- Kidz

TumbleBooks

Listen to [Iggy Peck Architect](#) read to by Ms. Powers.

Phonics	<ul style="list-style-type: none"> ● Watch Ms. Socha's lesson Video Lesson: Trick Words ● Practice your trick words: (whose, won, son, breakfast, head, ready)...Trick Words ● Play: Trick Word Tic-Tac-Toe
Writing	<ul style="list-style-type: none"> ● Go to Seesaw and make your own poem with Flower Free Verse poetry.
Math 	<ol style="list-style-type: none"> 1. Watch Measuring In Feet 2. Go to seesaw and complete "Find It - Measuring In Feet" OR complete this worksheet.
Science 	<p>PBS Video: Habitat Sweet Habitat After watching the video, create your own creature. Create a Creature Directions and Recording Sheet</p>

FRIDAY, 5/29

Reading	<p>Reading Choice: Please work for 20 minutes Read a book of your choice Work on Lexia Use Raz- Kidz TumbleBooks</p>
Phonics	<ul style="list-style-type: none"> ● Complete Ms. Sontag's lesson: Video Dictation ee, ea, ey <p>Refer to these resources Foundations Syllable Type Marking Reference Sheet Foundations Dictation Paper Corrected Dictation Example</p> <ul style="list-style-type: none"> ● On seesaw complete the sentence activity
Writing 	<p>Go to SeeSaw and complete the activity "My Weekly Reflection". OR Complete this weekly reflection</p>
Math	<p>Go to seesaw and complete "Measuring In Feet" OR complete this Measuring In Feet worksheet.</p>

Social Studies



Economics



Saving & Spending

Watch: BrainPop Jr. [Saving and Spending](#)

Username: loker_School

Password: loker1

Spending Money

- Imagine that you have \$15 to spend on lunch. [Dollars and Coins - Reference](#)
- Click the link to see the items you can buy and price for each item. Choose 1 item from each section of the menu (drinks, meals, sides, deserts). [Grill Menu](#)
- Record the items that you bought and find the total amount you spent. [Keeping Track of My Money](#)
- Remember: You only have \$15

Also....

Choose which "special" you would like to go to each day!

Library	<u>Loker School Library</u>
Art	<u>Ms. Dempsey's website</u>
P.E.	<u>Mr. O'Connor's PE website</u>
Music	<u>Ms. Davis' Music Website</u>
Technology	<u>Technology Lessons</u>

If you would like to follow your class “specialist schedule”, here is a reminder..

	Powers	O'Donnell/Rice	Wyner
Monday	Library	Technology	Library
Tuesday	Art	Music	P.E.
Wednesday	P.E.	Library	Music
Thursday	Music	Art	Art
Friday	Technology	P.E.	Technology

