





Second Grade Learning Menu

Our Suggested Daily Schedule



MONDAY 6/1

Reading	<p>Listen to Iggy Peck Architect read to by Ms. Powers.</p> <p>Reading Choice: Please work for 20 minutes Read a book of your choice Work on Lexia Use Raz- Kidz TumbleBooks</p>
Phonics 	<p>Parent Letter and Foundations Home Support Letter</p> <ul style="list-style-type: none">• Watch Ms. Godfroy's lesson: Video: Overview and Sound Cards oi & oy• Complete the oi/oy activity on seesaw Link to seesaw mark the oi/oy activity. OR complete the Printable Version• Complete the word search on seesaw Word Search
Writing	<p>Read Crayons for Sale</p> <p>Complete Crayons for Sale - Questions</p>
Math	<ul style="list-style-type: none">• Watch this video to help you decide what tool to use to measure, depending on the object.• Then, go to seesaw and complete "Selecting the Measuring Tool" on OR complete this What Measuring Tool Do I Use? activity. need to assign on Seesaw
	<p>IXL: Please continue working on the topics from yesterday until you get to 90 points and then move on to the next topic. Only work for 20 minutes</p>
Social Studies 	<p>Economics - Create Your Own Business</p> <p>Business Plan - Day 1 Introduction (Selling Lemonade)</p>

TUESDAY, 6/2



Reading	<p>Listen to When Pencil Met Eraser, read by Mrs. Wyner</p> <p>Reading Choice: Please work for 20 minutes</p> <p>Read a book of your choice</p> <p>Work on Lexia</p> <p>Use Raz- Kidz</p> <p>TumbleBooks</p>
Phonics	<ul style="list-style-type: none">● Watch Ms. Sontags's lesson Video Lesson Making Words oi/oy● Complete the word sort choose one of these three ways:<ul style="list-style-type: none">○ oi/oy word sort○ oi/oy word sort on SeeSaw Link to seesaw oi/oy sort○ Printable version of oi/oy sort
Writing	<p>Read A Visit to the Farmer's Market</p> <p>Complete A Visit to the Farmer's market - Questions</p>
Math 	<p>IXL: Please continue working on the topics from yesterday until you get to 90 points and then move on to the next topic. Only work for 20 minutes</p> <ul style="list-style-type: none">● Learn about the metric system by listening to Polly's Pen Pal by Ms. Lepow● Go to SeeSaw and complete "Measuring In Centimeters" OR Complete this Measuring In Centimeters activity need to assign on Seesaw
Social Studies 	<p>Business Plan - Step 1</p> <p><i>Planning</i> a good you to make and sell.</p>

WEDNESDAY, 6/3

<p>Reading</p>	<p><u>Reading Choice: Please work for 20 minutes</u> Read a book of your choice Work on Lexia Use Raz- Kidz TumbleBooks</p>
	<p>Listen to Read by Ms. Rice</p>
<p>Phonics</p>	<ul style="list-style-type: none"> • Watch Ms. Socha's lesson: Video Lesson: Trick words (favorite, early, ocean) • Add the new trick words to your word wall Trick Words • Play Trick Word Dash
<p>Writing</p> 	<ul style="list-style-type: none"> • Read The Little Red Hen • Answer the comprehension questions. Please answer in complete sentences.:-)
<p>Math</p>	<p>IXL: Please continue working on the topics from Monday and Tuesday until you get to 90 points and then move on to a new topic.</p> <p>Go to Seesaw and complete "Measuring an Object in Inches and Centimeters" OR complete this worksheet.</p>
<p>Social Studies</p> 	<p>Business Plan - Step 2 <i>Make a plan</i> to produce and sell your product. You can make your product if you already have materials at home and your parents give you permission.</p>



THURSDAY, 6/4

<p>Reading</p>	<p><u>Reading Choice: Please work for 20 minutes</u> Read a book of your choice Work on Lexia Use Raz- Kidz</p>
----------------	---

	TumbleBooks
Phonics	<ul style="list-style-type: none"> Complete Ms. Sontag's lesson: Video Dictation oi/oy, syllable types Foundations Syllable Type Marking Reference Sheet Foundations Dictation Paper Corrected Dictation Example
Writing	<ul style="list-style-type: none"> Read about Neighborhoods. Complete the comprehension questions from your reading
Math 	<ul style="list-style-type: none"> Watch this BrainPop video about centimeters, meters, and kilometers Go to seesaw and complete "Estimate- centimeters or meters" OR this worksheet
Social Studies 	<p>Business Plan - Step 3 Give your product a name. Draw a detailed picture of your product.</p> <p>Design a storefront for your business. Store Front</p>

FRIDAY, 6/5

Reading	<p><u>Reading Choice: Please work for 20 minutes</u> Read a book of your choice Work on Lexia Use Raz- Kidz TumbleBooks</p>
Phonics	<ul style="list-style-type: none"> Complete the two vowel assignments on SeeSaw : Link to seesaw choose the correct double vowel oi/oy Link to seesaw punctuation activity oi/oy Complete Color the Chunk oi, oy

Writing 	Go to SeeSaw and complete the activity “My Weekly Reflection”. OR Complete this weekly reflection teachers need to assign in seesaw
Math	Complete this word problem worksheet for measurement.
Social Studies 	Business Plan - Step 4 Create an advertisement for your product. Add advertisement examples.

Also....

Choose which “special” you would like to go to each day!

Library	<u>Loker School Library</u>
Art	<u>Ms. Dempsey's website</u>
P.E.	<u>Mr. O'Connor's PE website</u>
Music	<u>Ms. Davis' Music Website</u>
Technology	<u>Technology Lessons</u>

If you would like to follow your class “specialist schedule”, here is a reminder..

	Powers	O'Donnell/Rice	Wyner
Monday	Library	Technology	Library
Tuesday	Art	Music	P.E.
Wednesday	P.E.	Library	Music

Thursday	Music	Art	Art
Friday	Technology	P.E.	Technology

