



Second Grade Learning Menu



Our Suggested Daily Schedule

6/15-6/19



MONDAY 6/15

Reading	<p>Listen to Sofia Valdez, Future Prez read by Ms. Powers.</p> <hr/> <p><u>Reading Choice: Please work for 20 minutes</u> Read a book of your choice Work on Lexia Use Raz- Kidz TumbleBooks</p>
Phonics 	<p>Parent Letter and Foundations Home Support Letter</p> <ul style="list-style-type: none"> • Watch Ms. Godfroy's lesson: Video and Overview : Consonant _le • Complete the Match the Syllable Activity on paper or on seesaw <p>Seesaw link to Match the Syllable Activity</p> <ul style="list-style-type: none"> • Complete the -le activity on seesaw Seesaw link to -le syllable activity
Writing 	<p><u>Main Idea and Details- Non-Fiction</u></p>
Math	<ul style="list-style-type: none"> • Learn about Geometric Solids by watching this video • Go to seesaw and complete the geometric solid scavenger hunt OR complete this scavenger hunt sheet
	<p>IXL: Please continue working on the topics from yesterday until you get to 90 points and then move on to the next topic. Only work for 20 minutes</p>
Science	<p>Go to Seesaw and complete - Properties of Matter Review</p>



TUESDAY, 6/16

Reading	Listen to Leave Me Alone , read by Mrs. Wyner
	Reading Choice: Please work for 20 minutes Read a book of your choice Work on Lexia Use Raz- Kidz TumbleBooks
Phonics	<ul style="list-style-type: none">• Watch Ms. Sontag's lesson: Video Lesson Making Words -le syllable• Complete the -le making words activity• Complete the -le words activity on SeeSaw Link to seesaw le making words activity
Writing 	Main Idea - Fiction
Math 	IXL: Please continue working on the topics from yesterday until you get to 90 points and then move on to the next topic. Only work for 20 minutes
	Go to SeeSaw and complete 3-D shape sort OR complete this worksheet
Science	Today you will plan to make a <i>matter masterpiece</i> using solids that you can find around your house. <i>Think</i> of a creation you could make using the solid materials. <i>Think</i> about how the properties of each solid are helpful to your design. Before using any materials make sure to check with an adult at home. This is just the planning phase tomorrow you can build your masterpiece. Matter Masterpiece Examples Matter Masterpiece - Planning

WEDNESDAY, 6/17



<p>Reading</p> 	<p>Reading Choice: Please work for 20 minutes Read a book of your choice Work on Lexia Use Raz- Kidz TumbleBooks</p> <p>We would love to know what you are reading! Take a picture of your book and either email it your teacher a picture of your book or upload it to Seesaw.</p>
	<p>Listen to What Do You Do With A Chance? Read by Ms. Rice</p>
<p>Phonics</p>	<ul style="list-style-type: none">● Watch Ms. Socha's lesson: Video Lesson: Trick Words● Add the new trick words to your word wall: (trouble, couple, young, special, enough)...Trick Words● Complete the trick word practice: Sensory Trick Words
<p>Writing</p> 	<ul style="list-style-type: none">● Complete the comprehension page: Sandy Surprise
<p>Math</p>	<p>IXL: Please continue working on the topics from Monday and Tuesday until you get to 90 points and then move on to a new topic.</p> <ul style="list-style-type: none">● Go to Seesaw and complete "The 3-D Solids Chart" OR complete this 3-D Attribute Table
<p>Science</p>	<p>Matter Masterpiece Continued</p> <p>Use the materials to build your masterpiece. As you build, think of ways you might change your masterpiece to make it better.</p> <p>Take a photo of your Matter Masterpiece and share it with your teacher.</p>

THURSDAY, 6/18

Reading	Reading Choice: Please work for 20 minutes Read a book of your choice Work on Lexia Use Raz- Kidz TumbleBooks
Phonics 	<ul style="list-style-type: none">• Watch Ms. Sontag's lesson and complete the dictation: Video Lesson Dictation -le syllable <p>Foundations Syllable Type Marking Reference Sheet Foundations Dictation Paper Corrected Dictation Example</p>
Writing	<ul style="list-style-type: none">• Complete the comprehension page: Another Animal
Math 	<ul style="list-style-type: none">• Today you will be making Geometric Solids. Watch this slide show for more information.• Take a picture and upload it to either seesaw or send it to your teacher.
Science	<ul style="list-style-type: none">• Go to this link on Epic: Goods and Services (First, click on the link. Click "Students" at the top of the page. Enter the <i>class code</i> - lix6548. Click "Guest Student.") <u>The book about bridges will be found with books related to goods and service.</u>• Plan: Bridge Design Sketch

FRIDAY, 6/19

Reading	Reading Choice: Please work for 20 minutes Read a book of your choice Work on Lexia Use Raz- Kidz TumbleBooks
Phonics	<ul style="list-style-type: none">• Complete the syllable sort Syllable Type Sort or complete the syllable sort on Seesaw

	Link to seesaw syllable type sort
Writing 	Go to SeeSaw and complete the activity “My Weekly Reflection”. OR Complete this weekly reflection
Math	Today you are going to make 3-D Monsters!! Watch this video by Ms. Lepow to find out more!!
Science	<ul style="list-style-type: none"> ● Use the sketch you made yesterday to build your bridge. ● Refer to page 20 and 21 of the book <u>Bridges</u> on Epic to see how to test your bridge. ● Make changes to try to improve your bridge to hold more weight. ● Take a picture of your bridge and send it to your teacher.

Also....

Choose which “special” you would like to go to each day!

Library	<u>Loker School Library</u>
Art	<u>Art website</u>
P.E.	<u>Mr. O'Connor's PE website</u>
Music	<u>Ms. Davis' Music Website</u>
Technology	<u>Technology Lessons</u>

If you would like to follow your class “specialist schedule”, here is a reminder..

	Powers	O'Donnell/Rice	Wyner
Monday	Library	Technology	Library

Tuesday	Art	Music	P.E.
Wednesday	P.E.	Library	Music
Thursday	Music	Art	Art
Friday	Technology	P.E.	Technology

