



Second Grade Learning Menu


Our Suggested Daily Schedule


MONDAY 6/8

Reading	<p>Listen to Aida Twist Scientist read to by Ms. Powers.</p> <p>Reading Choice: Please work for 20 minutes Read a book of your choice Work on Lexia Use Raz- Kidz TumbleBooks</p>
Phonics 	<ul style="list-style-type: none">● Parent Letter● Watch Ms. Godfroy's lesson: Video: oa, ow, oe Sound Cards and Overview● Complete the correct word activity on seesaw OR complete the Printable Choose the Correct Word
Writing 	<p>Write a Personal Narrative A personal narrative is a story from your own life. What do you want to share with your reader?</p> <p>Today's Goal:</p> <ol style="list-style-type: none">1. Think of a story from your own life.2. Start planning and writing your story. <p>Think about:</p> <ul style="list-style-type: none">● How you will begin your story.● Interesting details you can add to your story (thoughts, feelings, dialogue).● How will you end your story? (This step can be done tomorrow.) <p>Writing Rocket - Personal Narrative (Use as a reference to help with your writing)</p> <p>Writing Paper - Foundations</p> <p>Take your time writing. You do not have to finish all in one day. You can go back to add to writing tomorrow.</p>
Math	<p>Go to seesaw and complete "Measurement Word Problems with Inches or Feet" OR complete this worksheet.</p>

	IXL: Please continue working on the topics from yesterday until you get to 90 points and then move on to the next topic. Only work for 20 minutes
Social Studies	<ul style="list-style-type: none"> • Go to this link on Epic: Goods and Services (First, click on the link. Click “Students” at the top of the page. Enter the <i>class code</i> - lix6548. Click “Guest Student.”) • Create Your Own Business Plan - Service • Business Plan - Service Step 1



TUESDAY, 6/9: From 1:30-2:15, there will be a Cultural Enrichment program called “The Fourth Wall”. Link to come soon!

Reading	Listen to Red , read by Mrs. Wyner
	<p><u>Reading Choice: Please work for 20 minutes</u></p> <p>Read a book of your choice</p> <p>Work on Lexia</p> <p>Use Raz- Kidz</p> <p>TumbleBooks</p>
Phonics	<ul style="list-style-type: none"> • Watch Ms. Sontag’s lesson Video Lesson Making Words oa, ow, oe • Complete the Printable Long o sort or complete it on seesaw • Complete the correct the vowel on seesaw OR Complete the Printable Choose the Correct Double Vowel
<p>Writing</p> 	<p>Personal Narrative</p> <ul style="list-style-type: none"> • Finish the personal narrative you started yesterday. • Edit your story when you are done. <p>Editing checklist</p> <p>Make a cover for your story.</p>

	<p>Include:</p> <ul style="list-style-type: none"> • A title • The author (that's you) • A picture <p>Read your story to someone at home. Start a new story.</p>
Math	<p>IXL: Please continue working on the topics from yesterday until you get to 90 points and then move on to the next topic. Only work for 20 minutes</p> <ul style="list-style-type: none"> • Learn about the arrays by watching and listening to this slide show presentation • Go to SeeSaw and complete "Sorting by Attribute" OR complete this activity
<p>Social Studies</p> 	<p>Business Plan - Service - Step 2</p>




WEDNESDAY, 6/10

Reading	<p><u>Reading Choice: Please work for 20 minutes</u> Read a book of your choice Work on Lexia Use Raz- Kidz TumbleBooks</p>
	<p>Listen to If You Give A Moose A Muffin Read by Ms. Rice</p>
Phonics	<ul style="list-style-type: none"> • Watch Ms. Socha's Lesson Video Lesson: Trick Words

	<ul style="list-style-type: none"> ● Add the new trick words to your word wall (Monday, Tuesday, cousin, lose, tomorrow, beautiful)...Trick Words ● Play: Trick Word Memory
<p>Writing</p> 	<ul style="list-style-type: none"> ● Write a letter to someone who has done something kind. Use the sentence prompts to write at least 3 sentences. <p>Parts of a Friendly Letter</p> <ul style="list-style-type: none"> ● Thank you letter stationary ● Sentence prompts: <ul style="list-style-type: none"> ○ Thank you for _____ ○ I really liked it when you _____ ○ Now I _____
<p>Math</p> 	<p>IXL: Please continue working on the topics from Monday and Tuesday until you get to 90 points and then move on to a new topic.</p> <ul style="list-style-type: none"> ● Read and watch this slide show presentation about polygons. ● Go to Seesaw and complete “Identifying and Naming Polygons” OR complete these 2 worksheets: Identifying Polygons and Naming Polygons
<p>Social Studies</p>	<p>Business Plan - Service - Step 3 Advertise</p>

THURSDAY, 6/11

<p>Reading</p>	<p>Reading Choice: Please work for 20 minutes Read a book of your choice Work on Lexia Use Raz- Kidz TumbleBooks</p>
----------------	---

<p>Phonics</p> 	<ul style="list-style-type: none"> • Watch Ms. Sontag's lesson Video Lesson Dictation oa, ow, oe <p>Foundations Syllable Type Marking Reference Sheet Foundations Dictation Paper Corrected Dictation Example</p>
<p>Writing</p>	<ul style="list-style-type: none"> • Read about Three Billy Goats Gruff • Complete the comprehension questions from your reading. Please answer in complete sentences
<p>Math</p>	<ul style="list-style-type: none"> • Listen to Ms. Lepow read The Greedy Triangle • Go to seesaw and complete "Building 2-D Polygons" OR complete this activity for building 2-D Polygons
<p>Social Studies</p> 	<p>Make a poster for what you have learned about Goods and Services. Here is an example:</p> 

FRIDAY, 6/12- DREAM DAY

<p>Reading</p>	
----------------	--

Phonics	
Writing 	
Math	
Social Studies 	

Also....

Choose which “special” you would like to go to each day!

Library	<u>Loker School Library</u>
Art	<u>Ms. Dempsey's website</u>
P.E.	<u>Mr. O'Connor's PE website</u>
Music	<u>Ms. Davis' Music Website</u>
Technology	<u>Technology Lessons</u>

If you would like to follow your class “specialist schedule”, here is a reminder..

	Powers	O'Donnell/Rice	Wyner
Monday	Library	Technology	Library

Tuesday	Art	Music	P.E.
Wednesday	P.E.	Library	Music
Thursday	Music	Art	Art
Friday	Technology	P.E.	Technology

